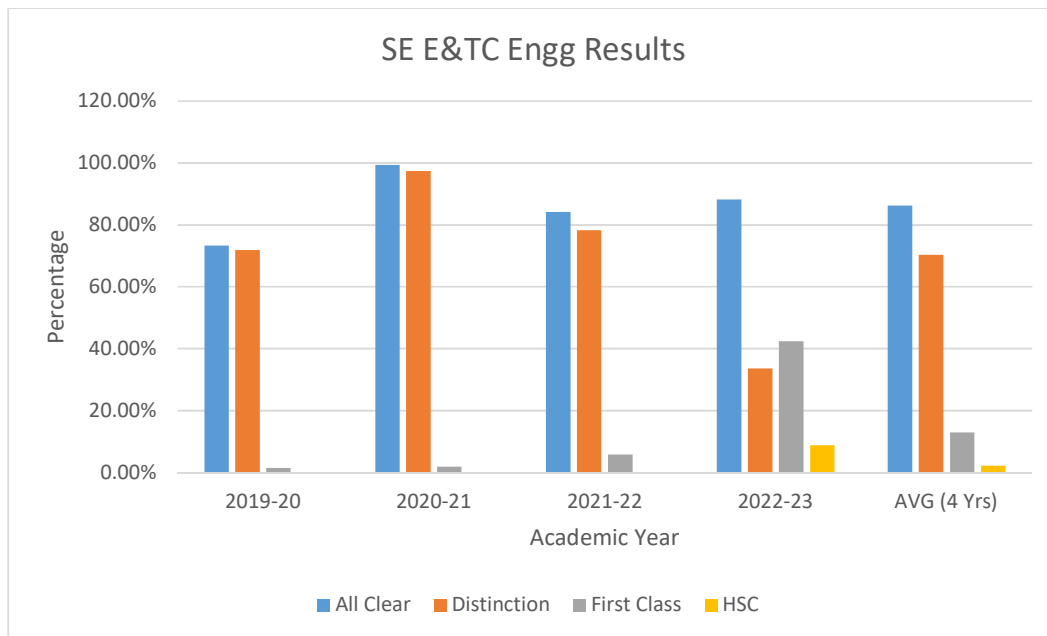




### SE E&TE Result Analysis

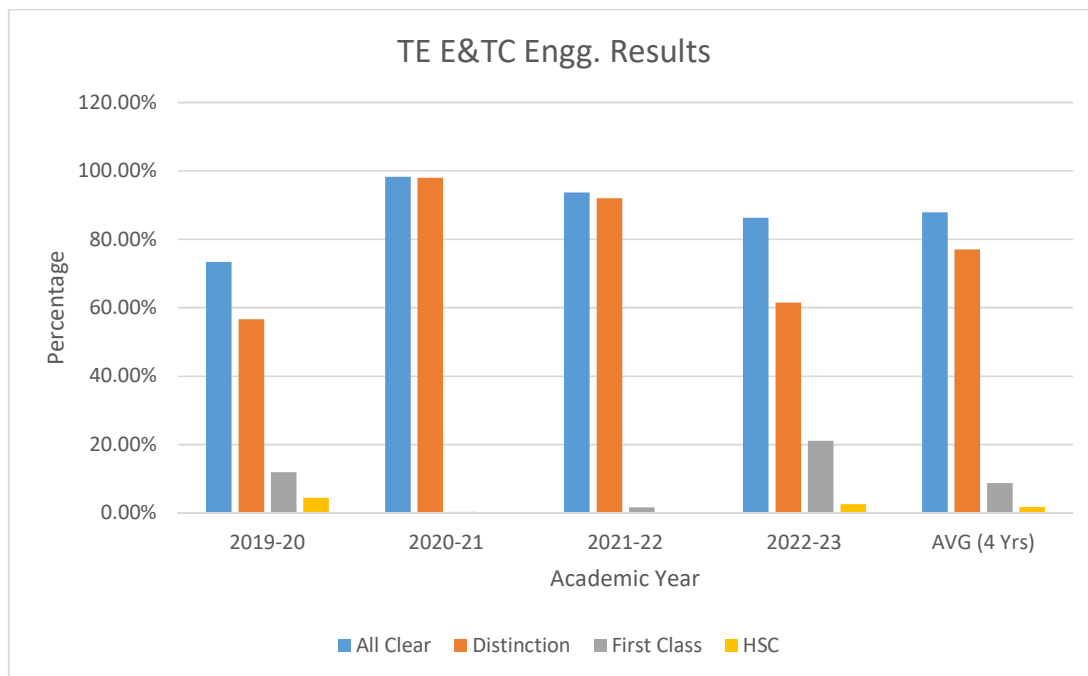
Academic Year	All Clear	Distinction	First Class	HSC
2019-20	73.38%	71.94%	1.44%	0.00%
2020-21	99.34%	97.36%	1.98%	0.00%
2021-22	84.14%	78.32%	5.82%	0.00%
2022-23	88.24%	33.66%	42.48%	8.82%
AVG (4 Yrs)	86.28%	70.32%	12.93%	2.21%





### TE E&TE Result Analysis

Academic Year	All Clear	Distinction	First Class	HSC
2019-20	73.38%	56.66%	11.95%	4.44%
2020-21	98.31%	97.97%	0.34%	0.00%
2021-22	93.71%	92.05%	1.66%	0.00%
2022-23	86.31%	61.56%	21.17%	2.6%
AVG (4 Yrs)	87.93%	77.06%	8.78%	1.76%

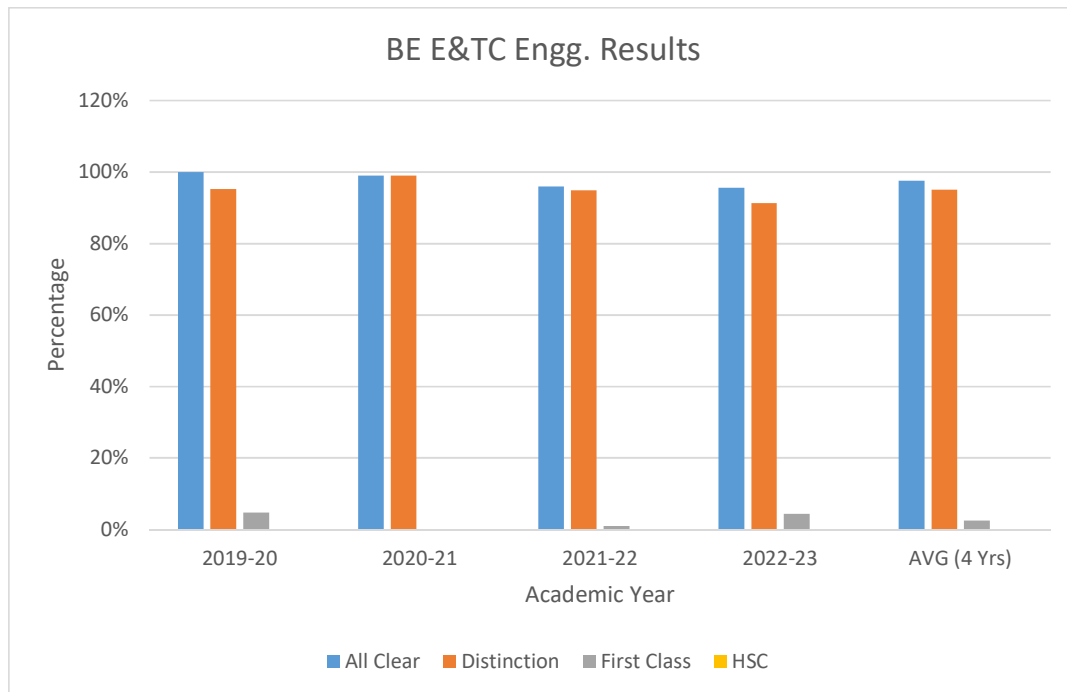




Society for Computer Technology & Research's  
**PUNE INSTITUTE OF COMPUTER TECHNOLOGY**  
Department of Electronics & Telecommunication Engineering

### BE E&TE Result Analysis

Academic Year	All Clear	Distinction	First Class	HSC
2019-20	100%	95.32%	4.68%	0%
2020-21	99.01%	99.01%	0.00%	0%
2021-22	95.97%	94.96%	1.01%	0%
2022-23	95.66%	91.33%	4.33%	0%
AVG (4 Yrs)	98%	95%	3%	0%





### Overall Result Analysis

Academic Year	SE	TE	BE	AVG
2018-19	73.96%	82.92%	94.35%	83.74%
2019-20	73.38%	73.38%	100%	82.25%
2020-21	99.34%	98.31%	99.01%	98.89%
2021-22	84.14%	93.71%	95.97%	91.27%

